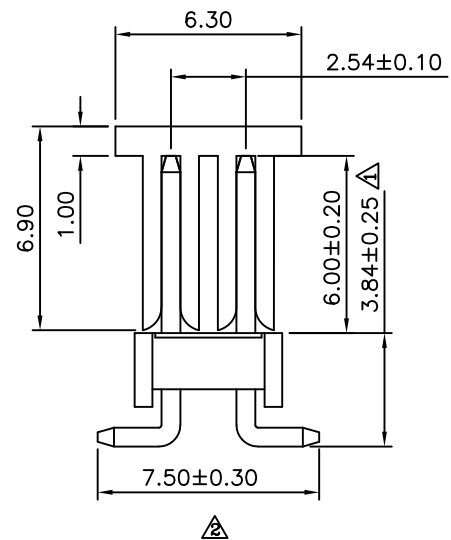
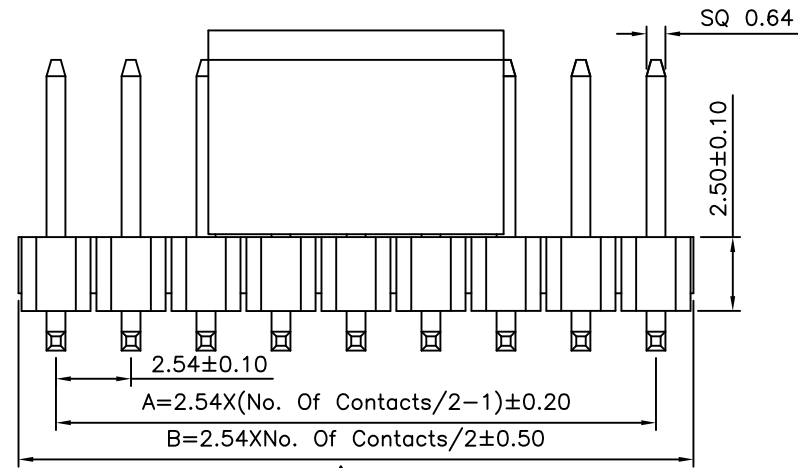
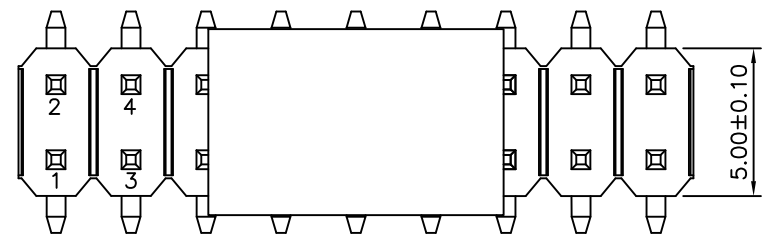


Recommended P.C.B Layout  
Tolerance: ±0.05



**SPECIFICATION**  
 Current Rating: 3A  
 Withstand Voltage: 1000V AC/Minute  
 Contact Resistance: 20 Milliohms Max.  
 Insulation Resistance: 1000 Megaohms Min.  
 Operation Temperature: -40°C ~ +105°C  
 Contact: Brass, Gold Flash Over Nickel  
 Insulator: PA6T+30%G.F.(UL94V-0), Black  
 RoHS Compliant

- H V X 38 - 2 X XX C - H  
 (1) (2) (3) (4) (5) (6) (7) (8)
- (1) H: 2.54mm Pin Header
  - (2) V: SMT Straight
  - (3) X: Without Post
  - (4) 38: SMT Height 3.84mm
  - (5) 2: Dual Row
  - (6) XX: No. Of Position/Per Row
  - (7) C: With Cap
  - (8) H: RoHS Compliant

Pin	A	B	Pin	A	B
04	2.54	5.08	44	53.34	55.88
06	5.08	7.62	46	55.88	58.42
08	7.62	10.16	48	58.42	60.96
10	10.16	12.70	50	60.96	63.50
12	12.70	15.24	52	63.50	66.04
14	15.24	17.78	54	66.04	68.58
16	17.78	20.32	56	68.58	71.12
18	20.32	22.86	58	71.12	73.66
20	22.86	25.40	60	73.66	76.20
22	25.40	27.94	62	76.20	78.74
24	27.94	30.48	64	78.74	81.28
26	30.48	33.02	66	81.28	83.82
28	33.02	35.56	68	83.82	86.36
30	35.56	38.10	70	86.36	88.90
32	38.10	40.64	72	88.90	91.44
34	40.64	43.18	74	91.44	93.98
36	43.18	45.72	76	93.98	96.52
38	45.72	48.26	78	96.52	99.06
40	48.26	50.80	80	99.06	101.60
42	50.80	53.34			

PROPRIETARY AND CONFIDENTIAL  
 THE INFORMATION CONTAINED IN THIS DRAWING IS THE SOLE PROPERTY OF AUK AND SHALL NOT BE DISTRIBUTED, REPRODUCED, OR DISCLOSED IN WHOLE OR IN PART WITHOUT PRIOR WRITTEN PERMISSION OF AUK.



CATEGORY	APPROVED BY	UNLESS OTHERWISE SPECIFIED TOLERANCES ARE .X ±0.30 .XX ±0.20 ANG.			
PART No. HVX38-2XXXC-H	MEI				
DRAWING No. HVX38-2XXXC-H	CHECKED BY HZF		A2	Modify Data	HZF 01/21/2025
SCALE	DRAWING BY HAO		A1	Modify Data	HZF 07/20/2015
SCALE	REV.	A0	NEW RELEASE	HZF 07/12/2011	
NONE	A2	NO. REV.	REVISIONS	CHK DATE	